



Texas Rural Arts Landscape

PERCENTAGE OF ARTS COURSES TO OTHER COURSES

Suburban campuses offer a higher percentage of arts courses relative to the total number of courses offered.

Suburban
schools offer

70%



More than
rural schools

Suburban
schools offer

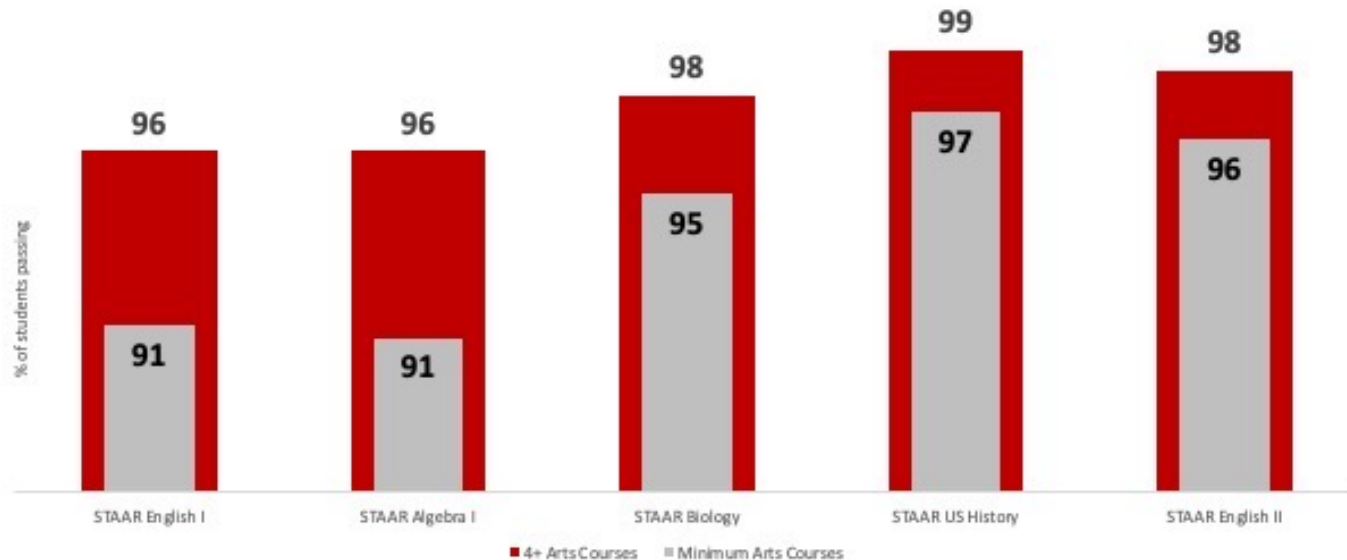
11%



More than
urban schools

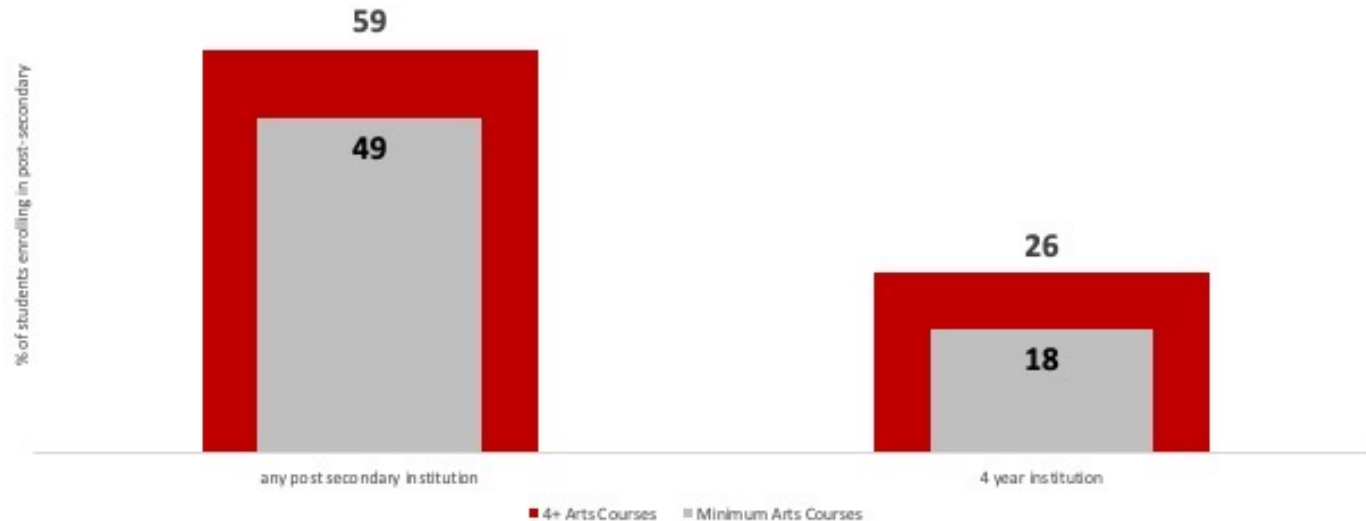
Arts Students More Likely To Pass STAAR

Across all subjects, rural students who complete **4 or more arts courses** were more likely to pass their standardized tests than their peers who complete the **minimum requirement**



Arts Students More Likely To Go to College

Rural students who complete **4 or more arts courses** are more likely to enroll in post-secondary education than their peers who complete the **minimum requirement**





Changes in Texas Rural Arts Landscape



Texas experienced a net gain of 526 arts and cultural organizations between 2021 and 2023.

Total number of Arts and culture non-profits in Texas:

8,253 in 2023

7,727 in 2021

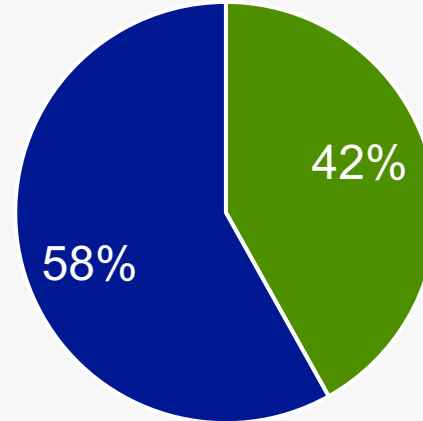


MINDPOP

2023 Statewide Distribution of Arts and Culture

2023 Statewide (n=8023)

Arts
Visual Arts
Dance
Theater
Music
Arts Education



Culture
History Museums
Archives
Festivals
Commemorations
Cultural Celebrations



Rural Texas
experienced a net
gain of 50
arts and cultural
organizations
between
2021 and 2023.

Total number of
Arts and culture
non-profits in
Rural Texas:

1,086 in 2023

1,036 in 2021

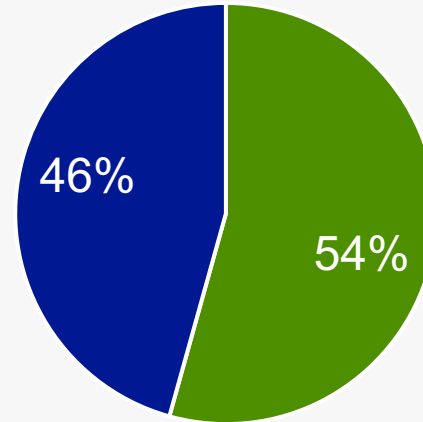


MINDPOP

2023 Rural Distribution of Arts and Culture

2023 Rural (n=1086)

Arts
Visual Arts
Dance
Theater
Music
Arts Education



Culture
History Museums
Archives
Festivals
Commemorations
Cultural Celebrations





127 Rural Texas
Arts/Cultural Orgs
formed between
2021-2023

And 77 Rural Texas
Arts/Cultural Orgs
closed.




MIND**POP**

However newly formed
Rural Arts Organizations
report average revenues of
\$31,590.



Myth: Rural Communities Cannot Support Larger Arts Organizations

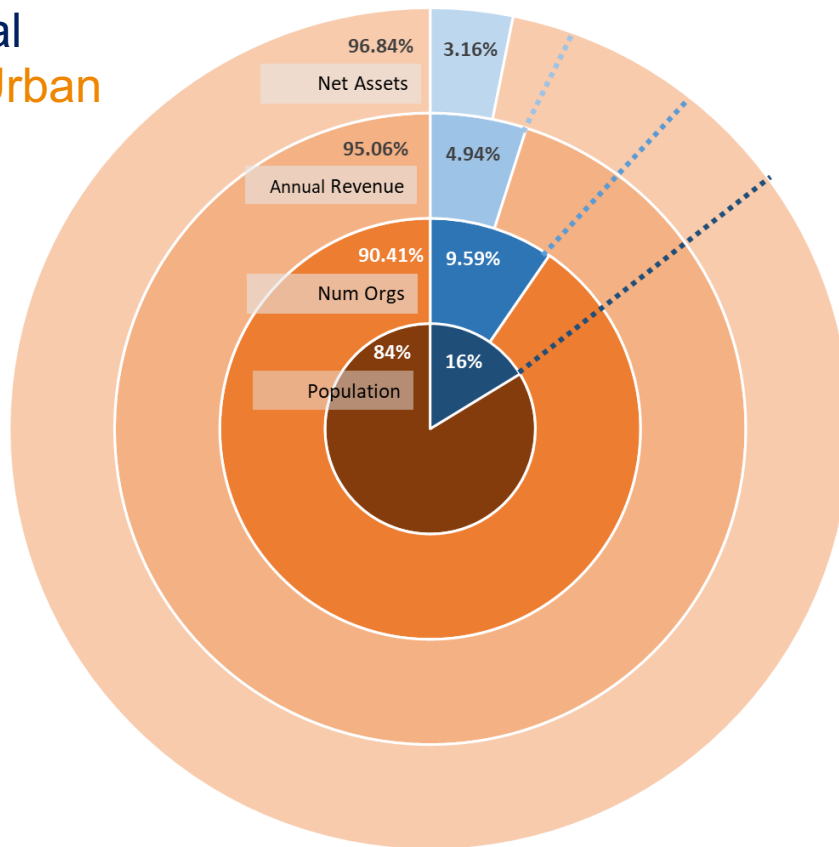
Distribution of Arts Organizations by Finance Category




Texas Rural and Urban Arts Organizations at a Glance

Blue = Rural
Orange = Urban

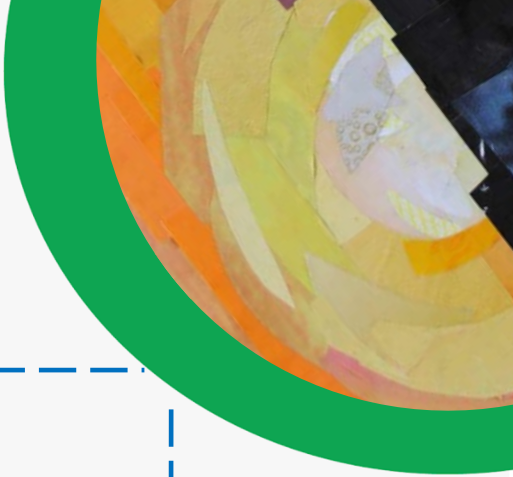
	Texas	Urban	Rural
Population	29.1M	24.4M	4.7M
Num Arts Org	4,183	3782	401
Annual Revenue	1.57B	1.5B	78M
Net Assets	6B	5.8B	189M



Rural orgs are responsible
for serving more people with
less money at greater
distances.



Thank you.



Expressed need for:

- ... increased visibility
- ... shared resources
- ... networks of support